

# Theme : We're off on Holiday!

In this topic, we will learn all about **Victorian Seaside Holidays**. In History, we will compare the holidays we have today to holidays in the past and talk about their similarities and differences. We will have a 'seaside holiday' experience day filled with puppet shows, sandcastle building and we will eat yummy fish and chips! In Science, we will learn all about the signs of Summer and how this compares to Spring.

In DT, the children will be designing, making and evaluating fruit ice lollies.



## Seaside Holidays in the Past

There are lots of seaside **resorts** in the **United Kingdom** that have been popular for many years. In **Victorian** times, people would travel to the seaside to enjoy activities, such as a puppet show, walk along the **promenade** or to go **sea bathing**. The **Victorians** believed that the sea air was good for you and that **sea bathing** would make you healthy.



In the past, beaches were much cleaner because there was less litter.

## Timeline of Seaside Holidays:


1850s



1900s






1950s



Today





## Books we will read:



## Places you could visit:

- A Victorian Museum.
- A seaside town.
- A library to research Victorian seaside holidays.

Victorian	When Queen Victoria ruled (from 1837-1901).
sea bathing	Swimming in the sea. 
attractions	Things to see and do.
Punch and Judy	A puppet show. 
promenade	A paved public walk, along the seafront. 
seaside	



In Science, we are learning about the season, Summer. We will be observing weather patterns, looking at what we wear in Summer and making a poster on how to stay safe in the sun. We will also be comparing this to the season, Spring.



### ART

In Art we will learn about the German artist Gunta Stölzl. She was an iconic textile artist whose works have changed the world. We will be researching her work, and creating our own patterns through weaving. Our weaving patterns will be inspired by the sea using different shades of blue paper strips.

