
















# Long, Long Ago...





In our topic 'Long long ago' we will be learning all about castles and the Kings and Queens that lived there. We will learn about the key features of different castle types, look at castle timelines, have a royal castle banquet, and even visit a real castle! On Monday 15<sup>th</sup> April, we will visit Warwick castle and experience castle life in person.

We will share lots of non-fiction books about castles and learn about the different key features of castles. In DT we will design and make a castle using different recycled materials.



  <p>Scotland :Edinburgh Castle</p>	<p>Wales: Caernarfon Castle</p>  
<p>England: Windsor Castle</p>  	  <p>Northern Ireland: Blarney Castle</p>


Portcullis		A strong spiked iron gate that was made of metal. It was lifted up and down to protect the entrance to the castle.
Drawbridge		A bridge which is hinged at one end so that it may be raised to prevent people crossing moat.
Arrowloops		Arrow loops, or slits, were narrow slits cut into the stone walls and used to shoot arrows through.
Tower		These were tall and high so that people could get good views for a long distance.
Battlements		The tooth shaped top of the castle wall that was used to hide behind in battles. Soldiers would hide behind these and shoot arrows and cannons at people attacking the castle.
Moat		Water that surrounded the castle to make it more difficult for enemies to attack the castle.
Keep		A building where the Kings, Queens, ladies and lords lived.

Castle timeline			
			
Saxon Ditch and Rampart Castle 10 <sup>th</sup> Century	Motte and Bailey 11 <sup>th</sup> Century	Stone Keep 11 <sup>th</sup> Century	Concentric 12 <sup>th</sup> Century

## Key features of a castle.



Paul Klee is a famous artist we will be learning about this half term. He is famous for his painting called, 'Castle and Sun'. Blue class will be drawing around shapes and using watercolours to create a painting inspired by Paul Klee.



### Places you can visit that link to the topic:

#### Your local Castles:

Warwick Castle	Hartlebury Castle	Holt Castle
----------------	-------------------	-------------




- Your local library to research more about castle features and types.
- Visit The Commandery, in Worcester, to learn all about medieval great halls, knights, and royal life long, long ago.

### Science Key Vocabulary:

<b>smooth</b>	Smooth <b>objects</b> have no lumps or bumps.
<b>bendy</b>	<b>Bendy</b> things can be <b>bent</b> easily into a curved or folded shape.
<b>not bendy</b>	If something is <b>not bendy</b> , it can't be bent easily into a curved or folded shape.
<b>waterproof</b>	If something is <b>waterproof</b> , it keeps water out. It keeps things dry.
<b>not waterproof</b>	<b>Not waterproof materials</b> let water in.
<b>absorbent</b>	If something is <b>absorbent</b> , it soaks liquid up.
<b>not absorbent</b>	If something is <b>not absorbent</b> , it does not soak up liquid.
<b>transparent</b>	<b>Transparent objects</b> can be seen through.
<b>opaque</b>	<b>Opaque objects</b> can't be seen through.



### Books we will read:



In Science, we will be investigating the correct materials for sunglasses and animal bedding. The children will need to investigate and describe the material's properties.

We will also celebrate a STEM week, where children will learn about a famous Scientist and do four extra STEM investigations. How fun!